


Not a Future Trend

How AI is Disrupting Traditional Industries

Shmuli Goldberg, VP Marketing, {LawGeex}



What does market disruption look like?


TRANSPORTATION



TRAVEL



TRADING



<Stocks> For Explanation Setting

Price	Chg	%Chg	Shares	Value
▲ 24.7050	▲ 86.560	0.650	86.560	▲ 0.650
▲ 47.0540	▲ 57.030	807.5	57.030	57.030 57.030
▲ 6760.70	▲ 5.7540	0.607	5.7540	5.7540 5.7540
▲ 34.7080	▲ 0.7540	540.5	0.7540	86.560 86.560
EWPE	-WEF	EFF	-WEF	EFF
▲ 16.0680	▲ 0.7040	405.4	2.2400	▲ 405.4
▲ 20.6500	7.5030	054.0	4.9870	▲ 054.0
▲ 24.7050	▲ 86.560	0.650	86.560	▲ 0.650
▲ 47.0540	▲ 57.030	807.5	57.030	▲ 807.5
▲ 6760.70	▲ 5.7540	0.607	5.7540	▲ 540.5
▲ 34.7080	▲ 0.7540	540.5	0.7540	▲ 540.5

Data Layer On

Keywords

Sources All Lang M Relev As of 1/01/00

10460 BENEFITS	10 : 37	NSA	STOCKS EXCHANGE : BYE 44% FOOD
35246 PAYROLL TAXES	10 : 12	NSA	COMPANY (AS) : CENTRE
76745 SALARIES	11 : 01	NSA	WORMINNUD AGAINST MOTICE TEAM
76023 COMMISSIONS AND BONUSES	12 : 44	NSA	0.83745R7T
23674 PERSONNEL TOTAL	13 : 32	NSA	77% -----M AP MARKETING
10460 BENEFITS	10 : 37	NSA	0000.09 -02.75583+ TIMES
35246 PAYROLL TAXES	10 : 12	NSA	STOCKS EXCHANGE : BYE 44% FOOD
76745 SALARIES	11 : 01	NSA	COMPANY (AS) : CENTRE
76023 COMMISSIONS AND BONUSES	12 : 44	NSA	WORMINNUD AGAINST MOTICE TEAM
23674 PERSONNEL TOTAL	13 : 32	NSA	0.83745R7T
		NSA	77% -----M AP MARKETING
		NSA	0000.09 -02.75583+ TIMES

STOCKS EXCHANGE : BYE 44% FOOD COMPANY (AS) : CENTRE
77% -----M AP MARKETING
0000.09 -02.75583+ TIMES

Symbol	Price	Chg	%Chg
FB	25.86	+0.45	+0.45%
UTZ	93.753	+0.84	+0.23%
YJUT.2	0.324	+0.324	+8.01%
YHO	22.77	+0.10	+0.6%
MNK	43.895	+0.04	+0.02%
ABT	33.44	0.07	+0.04%
MMM	40.15	+0.37	+0.72%



Are there undisrupted markets?







geekie

O PODER DE APRENDER

"The worst bit is you can't really run away from homework because it says when you don't do it,"
Roama said,

"The worst bit is you can't really run away from homework because it says when you don't do it,"

Roama said,

"but at least there's no more tests!"

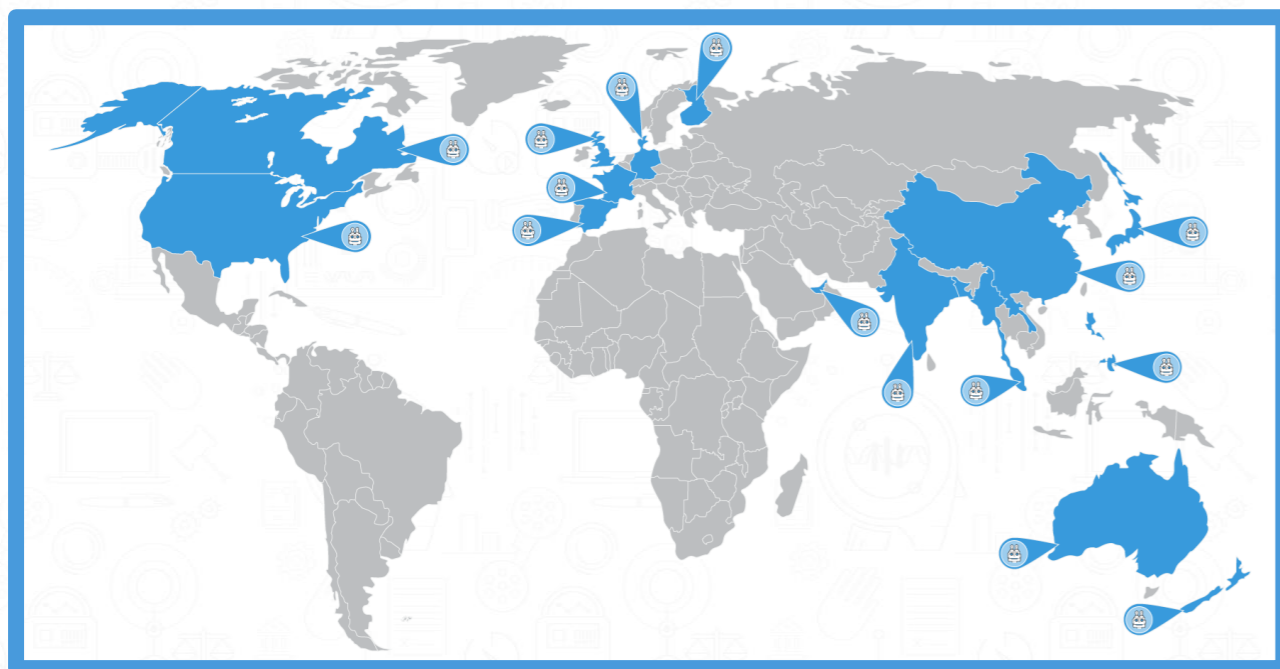


Automating Legal

{LawGeex}

The Legal Market Size

Global Legal Market



\$849B

US Legal Market

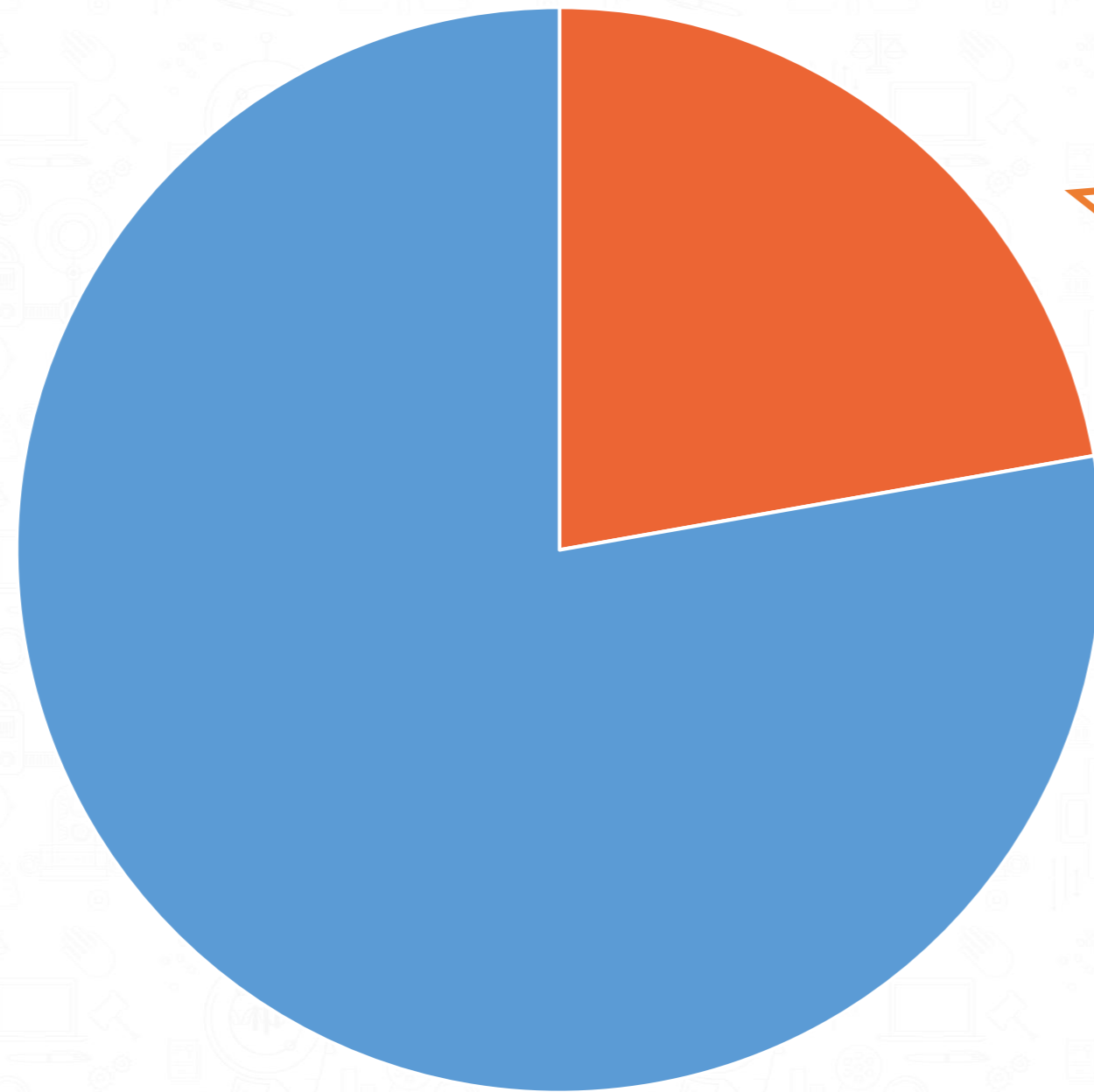


\$437B

Source:

<http://www.legalexecutiveinstitute.com/wp-content/uploads/2018/01/2018-Report-on-the-State-of-the-Legal-Market.pdf>

The LegalTech Market Size

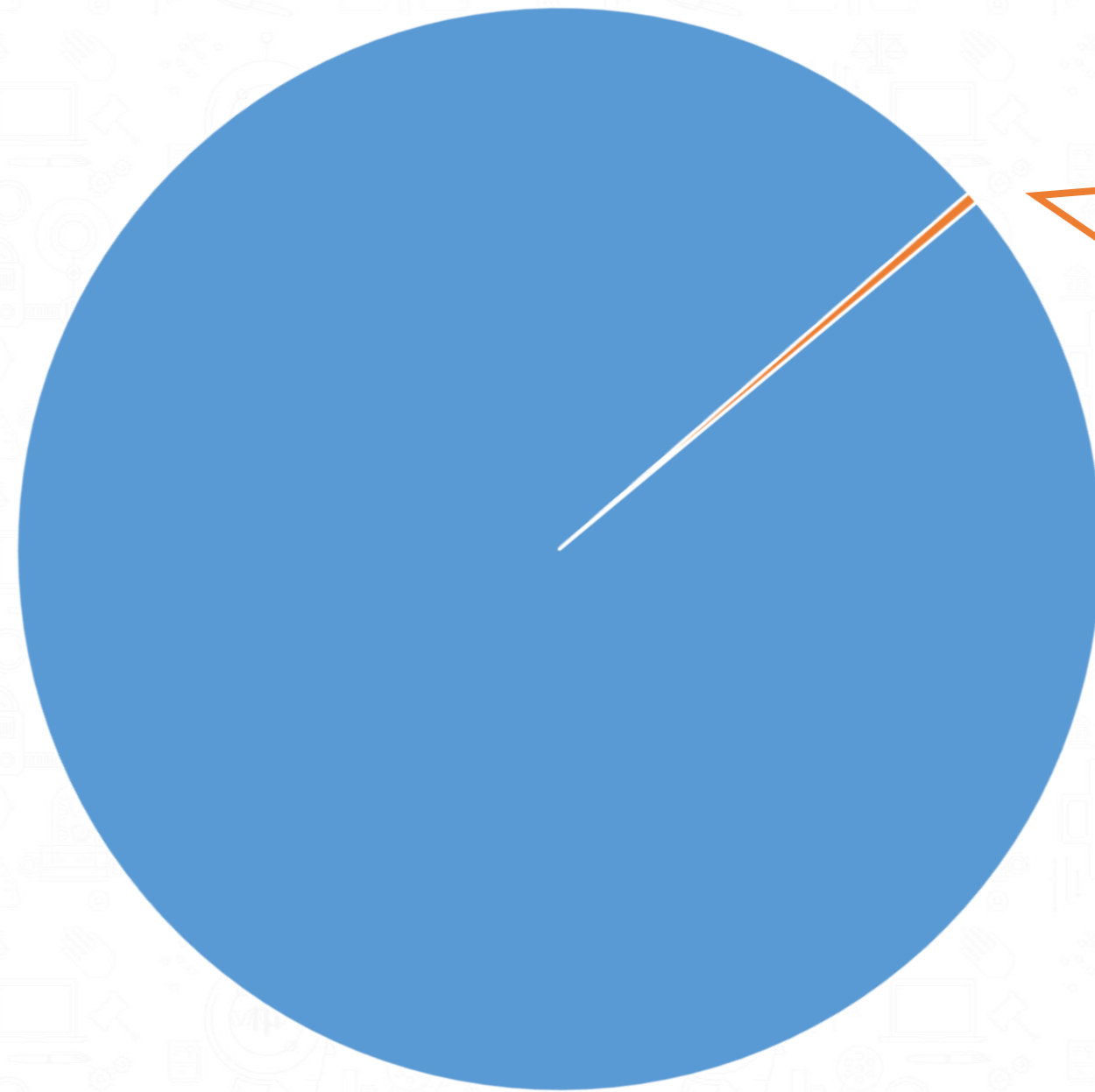


\$849B

\$? B
Annual
LegalTech
Spend

The LegalTech Market Size

\$849B



\$2.9B
Annual
LegalTech
Spend

What's changing?

{LawGeex}



Legal AI Landscape



www.lawgeex.com/buyersguide

The \$220B Contract Market

Draft
\$5B

Review
\$150B

Sign
\$30B

Manage
\$33B



Sources:

<http://vator.tv/news/2013-09-14-docusign-ceo-krach-we-could-be-bigger-than-facebook>

<http://www.allenoverly.com/SiteCollectionDocuments/global-survey-lsm.pdf>

<http://legalexecutiveinstitute.com/wp-content/uploads/2016/01/How-Big-is-the-US-Legal-Services-Market.pdf>





AI

VS




LAWYERS

THE ULTIMATE SHOWDOWN

Experienced US lawyers took on Artificial Intelligence in spotting risks in a daily legal task — reviewing and approving everyday contracts.



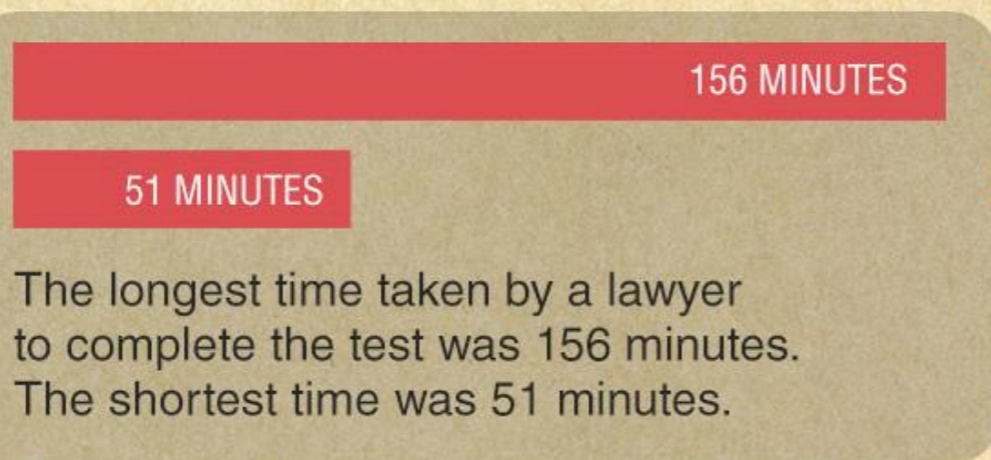

ACCURACY LEVEL



The AI achieved an accuracy level of 94%, compared to an average accuracy level of 85% across 20 human lawyers.



TIME TAKEN



LAWYER



It took an average of **92 minutes** for the lawyers to review all 5 NDAs. In contrast, it took the LawGeex AI a total time of **26 seconds** to review all 5 NDAs.




Algorithms Now Beat Human
Lawyers on Accuracy and Speed
When Reviewing Contracts

What's the takeaway?







Thank you

{LawGeex}